

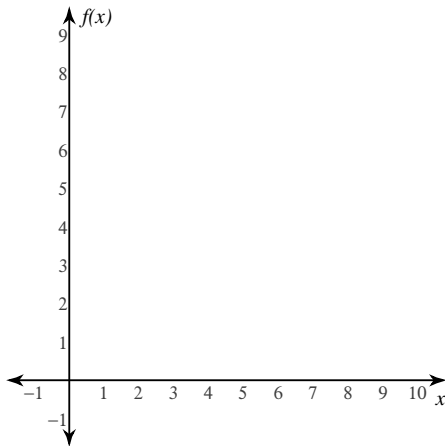
Riemann Sum Tables

Date _____ Period _____

For each problem, use a left-hand Riemann sum to approximate the integral based off of the values in the table. You may use the provided graph to sketch the function data and Riemann sums.

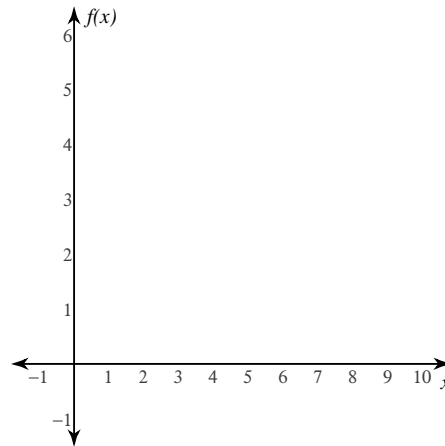
1) $\int_0^{10} f(x) dx$

x	0	2	5	7	10
$f(x)$	2	3	5	7	8



2) $\int_0^{10} f(x) dx$

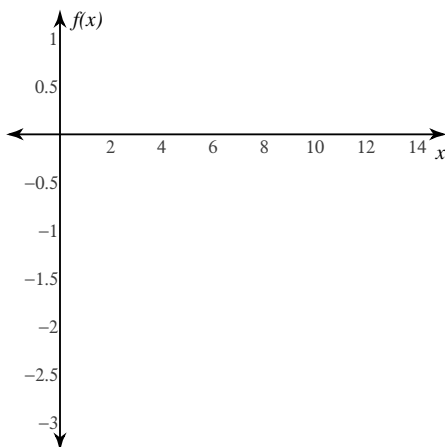
x	0	4	6	7	10
$f(x)$	5	3	2	3	5



For each problem, use a right-hand Riemann sum to approximate the integral based off of the values in the table. You may use the provided graph to sketch the function data and Riemann sums.

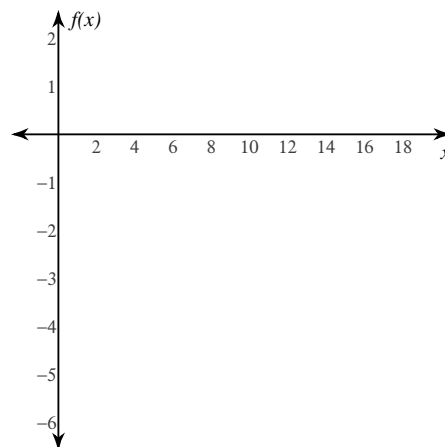
3) $\int_0^{14} f(x) dx$

x	0	3	5	9	13	14
$f(x)$	-1	-2	-1	0	-1	0



4) $\int_0^{19} f(x) dx$

x	0	4	9	10	12	19
$f(x)$	-3	-5	-4	-2	-1	1

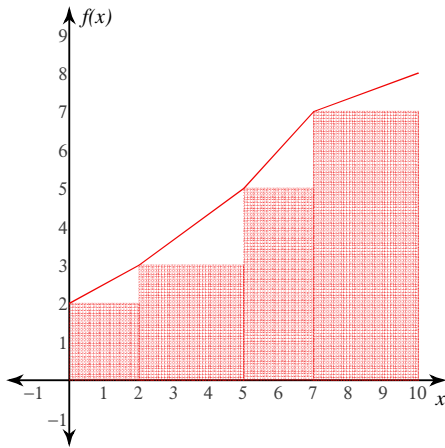


Riemann Sum Tables

For each problem, use a left-hand Riemann sum to approximate the integral based off of the values in the table. You may use the provided graph to sketch the function data and Riemann sums.

1) $\int_0^{10} f(x) dx$

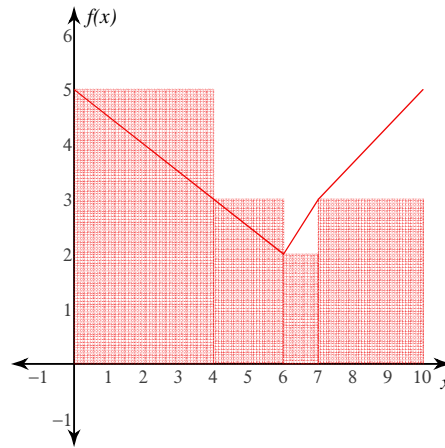
x	0	2	5	7	10
$f(x)$	2	3	5	7	8



44

2) $\int_0^{10} f(x) dx$

x	0	4	6	7	10
$f(x)$	5	3	2	3	5

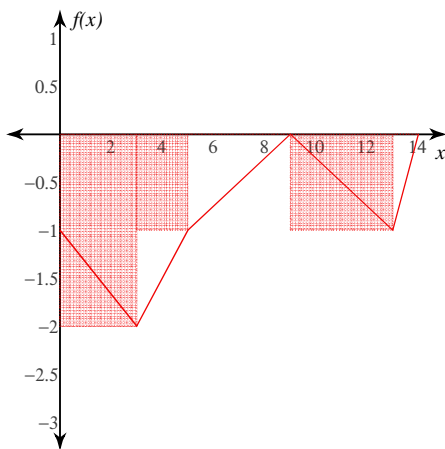


37

For each problem, use a right-hand Riemann sum to approximate the integral based off of the values in the table. You may use the provided graph to sketch the function data and Riemann sums.

3) $\int_0^{14} f(x) dx$

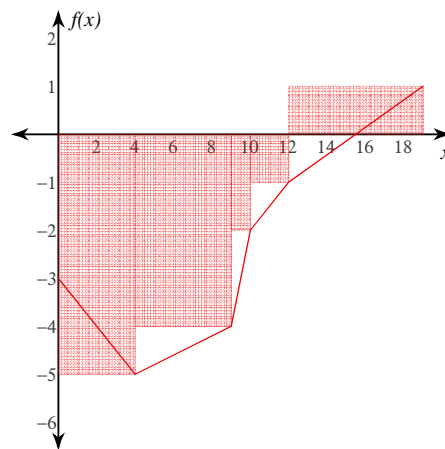
x	0	3	5	9	13	14
$f(x)$	-1	-2	-1	0	-1	0



-12

4) $\int_0^{19} f(x) dx$

x	0	4	9	10	12	19
$f(x)$	-3	-5	-4	-2	-1	1



-37